

Maximize the
Effectiveness of Your
Exhibition Participation!

革新的なDX化ツール

アイミート
AiMeet 2.0

来場者の入場証バッジのQRコードをスマートフォンでスキャンするだけ

CO₂削減 ペーパーレスで資料を渡しつつリード獲得



最大来場者数
13 万人規模
展示会導入実績

導入者数
700 社

削減したCO₂
109 t

削減した印刷費用
3億円以上











特許取得済
特許
第7220936号
PATENTED

特許取得済
特許
第7289574号
PATENTED

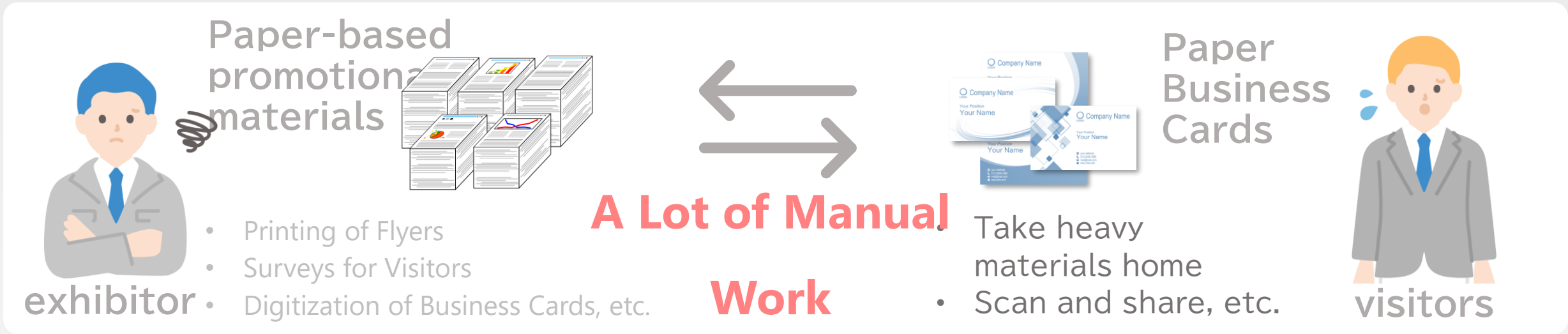
特許取得済
特許
第7381134号
PATENTED

国際特許
WO
2024/038695
PATENTED

Comparison with traditional barcode readers

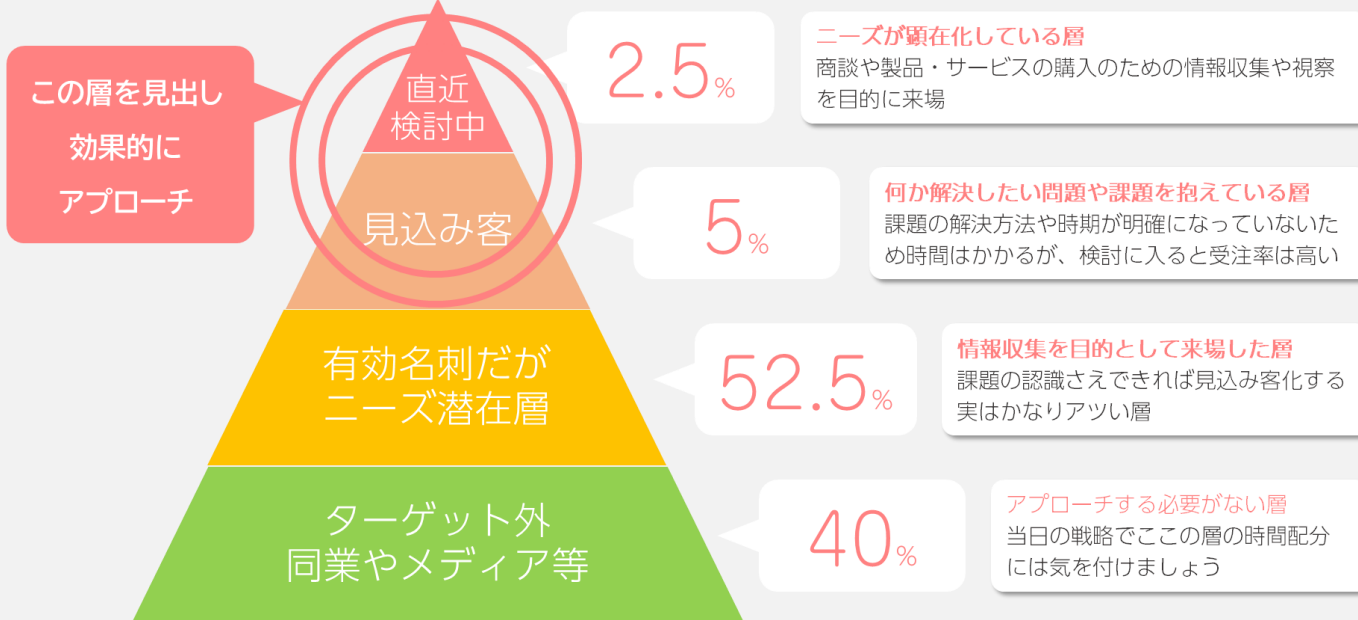
functionality	 scanners	 ViScanner
 Continuous scan	○	○
 Get Visitor Information	At least 1 week after the show necessarily	Real-time access
 Rental of equipment		Optional (can be rented if needed)
 Intentionality Assessment	×	5-point assessment
 Memo function	×	Text/voice/selected item settings
 Information provide	×	PDF/Video/Images/Links
 tracking	×	Profile View/DL Time Confirmation
 Data analysis	×	DL → Support for data analysis

Challenges of Exhibitions - Paper-based Information Exchange



展示会来場者数の分布～クラウドサーカス調べ～

コンセプト作り参考～展示会来場者数の種類～




Tailored approaches for each level are necessary, and scoring becomes crucial!

Scanning only, visitor information & memo + product information delivery




Scan your own visitor code with your cell phone to view the information



scanning



Visitors' homepage



Get business card information



Send information

Scan the visitor code with your cell phone to get personal information



Information supports real-time validation and sharing!

Get Info Page

Memos can be clicked on for recording (intentionality assessment)

5-point

Record of

Optional (10 items, support for

customization)

アイミート AiMeet 2.0 の構成要素

ViScanner

Visitor Information Scanner



- ✓ Scan for Visitor Information
- ✓ Send product information
- ✓ Five levels to assess interest
- ✓ Record Response Remarks

AiVisitor

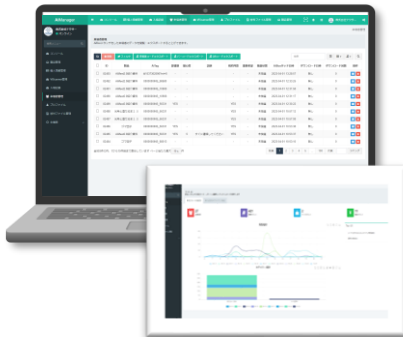
来場者用WEBサイト



- ✓ Scan for information
- ✓ Download
- ✓ Send Mail - Data Storage
- ✓ Multi-language support
- ✓ View Access History

AiManager

Management Platform



- ✓ Upload product information
- ✓ Visitor reception history
- ✓ Number of visitors, time period
- ✓ Number of times product information was viewed, etc.
- ✓ Data Visualization
- ✓ Real-time information sharing
- ✓ Download and data summarization

AiScanner

Scanners for admission control



- ✓ Personnel entry and exit management
- ✓ After reading the visitor's QR code with this scanner, the visitor can use AiVisitor to enter the venue

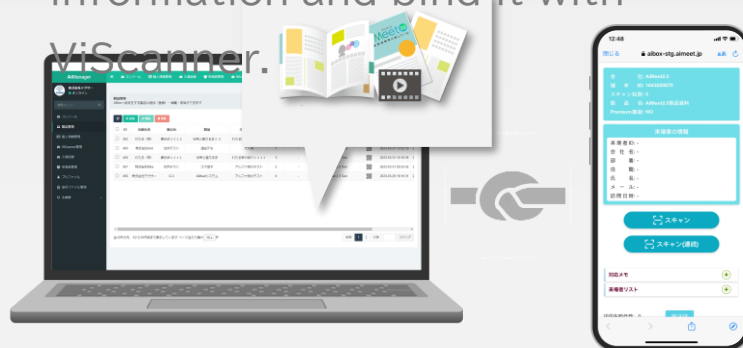
Usage

Exhibitor

Process

Step 01

Log in to the management platform AiManager and upload product information and bind it with ViScanner.



- ✓ Preparation of company logo and presentation materials
- ✓ Preparation of product information
- ✓ Setting of customization options in the memo function

Step 02

Use ViScanner to read the visitor's QR code, get the visitor's information and send relevant product information to visitor at the time.



Intentions can be assessed in a memorandum of understanding.



Real-time access to customer information
5-point assessment

Memo recording function

Step 03

Log in to the management platform AiManager to view real-time information

Download History

Memo View

Mail Forwarding History

Number of visitors per time period

Download and analyze data
Get effective leads

CSV

Usage

Visitors

Process

Step 01

Staff scanning visitor QR code with AiScanner at the entrance of the venue



Step 02

Booth staff read the visitor's QR code and automatically receive relevant product information



OR

Automatically retrieve information from visitors by automatically reading their QR codes with a scanner placed on the table



Step 03

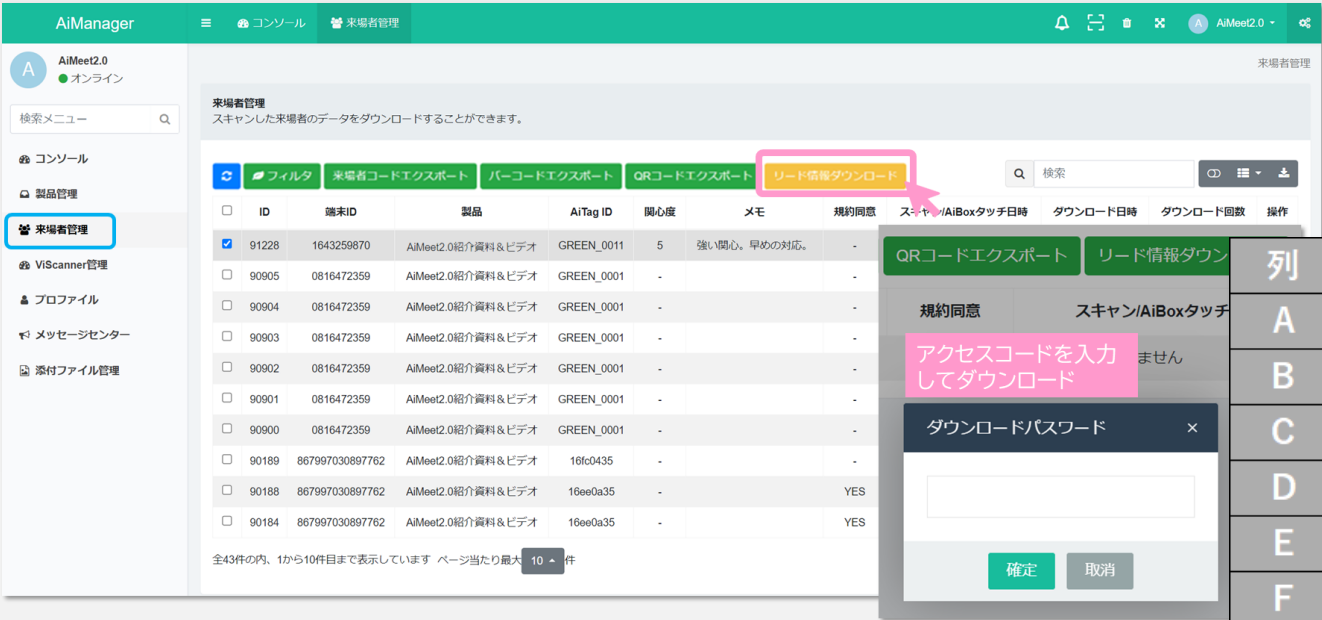
Use your own cell phone to scan your own visitor QR code to access the AiVisitor page



You can view the acquired product information in AiVisitor



Visitor Information & Memo Support CSV Format Download



No more manual data entry;
filtering and summarizing is a
breeze!

You can also track the viewing
status of the materials provided!

列	項目名 (Field Title)
A	読取日時
B	来場者ナンバー
C	会社名・団体名
D	会社名・団体名 (ローマ字)
E	部署
F	役職
G	氏名
H	氏名 (フリガナ)
I	氏名 (ローマ字)
J	郵便番号
K	都道府県
L	市区郡
M	町村番地
N	ビル・建物名・階数

列	項目名 (Field Title)
O	電話番号
P	E-mail
Q	業種
R	職種
S	役職クラス
T	端末ID
U	製品
V	注釈タグ
W	関心度
X	メモ
Y	規約同意
Z	ダウンロード日時
AA	ダウンロード回数
AB	イベント名

List of costs

Description of AiMeet usage fees (tax included)

1. System usage costs

※ Fees for the management platform and scanning feature licenses. phones are not included.

Item	Quantity	Unit	Unit price (tax included)	Services
Management Platform (AiManager) Basic fee *Includes 1 license for ViScanner	1	set	55,000 JPY	Unlimited number of readings of visitor QR codes (no upper limit)
Additional license for ViScanner	1	pc	33,000 JPY	

2. phone rental fees (excluding tax)

※ AiMeet supports the use of users' own cellular devices. Please contact us in advance if you need to rent a device.

Item	Quantity	Unit	Unit price (tax included)	Services
Visitor QR code scanning with mobile device	1	pc	11,000 JPY	Includes handset, strap, and mobile battery for charging

Please click here for the participation and service application form for the briefing session

Detailed briefing sessions

Application for Participation
in Information Sessions

<https://forms.office.com/r/kazAkwmaCi>

Application for use of
services

<https://forms.office.com/r/iEbxypR4CM>